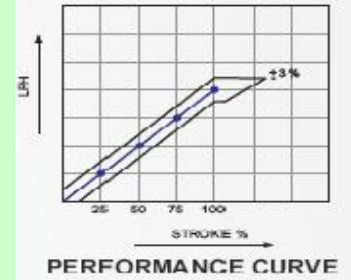



## MP-10



### SELECTION CHART

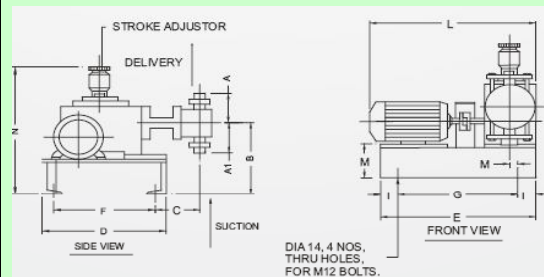
PUMP SPEED - 100 SPM (NOMINAL) GEAR RATIO 15:1 MOTOR 1440 RPM			MODEL	PLUNGER Dia mm	Max. Pr. Kg/cm <sup>2</sup>	PUMP SPEED - 185 SPM (NOMINAL) GEAR RATIO 8:1 MOTOR 1440 RPM		
Cap. LPH	Suc. Del. mmNB/BSP	Motor k.w				Cap. LPH	Suc. Del. mmNB/BSP	Motor
1.5	15	0.37	MP - 10	6	80	2.8	15	0.37
2.8	15			8	80	5	15	
4.2	15			10	80	7.8	15	
6.1	15			12	80	11.3	15	
11	15			16	80	20	15	
17	15			20	60	31	15	
24	15			24	42	45	15	
48	15			32	24	80	15	
68	15			40	15	125	15	
70	15			44	8	152	15	
82	15			50	6	200	15	

### MOC CHART

Sr.No.	Description	MOC	Sr.No.	Description	MOC
1	Plunger	SS304,SS316,SS304L, SS316L	1	Plunger Ring	PTFE
2	Liquid Head	SS304, SS316, alloy20	2	Gland Packing	PTFE
3	Through bush	SS304, SS316, alloy20	3	NRV Balls	SS,PTFE,Glass Ceramic
4	Non Return Valves	SS304, SS316, alloy20 PP, PVC, PTFE			

### FEATURES

- Multiple head plunger pumps with common drive for mixing two or more liquid in a desired ratio. The ratio can be easily reset.
- The design & Performance of MM Series Pumps conforms to API675.



### DIMENSIONS IN MM

A	B	C	D	E	F	G	I
75	160	100	210	350	160	250	50
L	N						
410	360						

WEIGHT (App) : 45 KG.

PACKING SIZE : 18 x 16 x 16 Inches