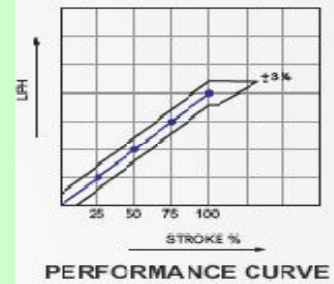



HD MP-20 S2



SELECTION CHART

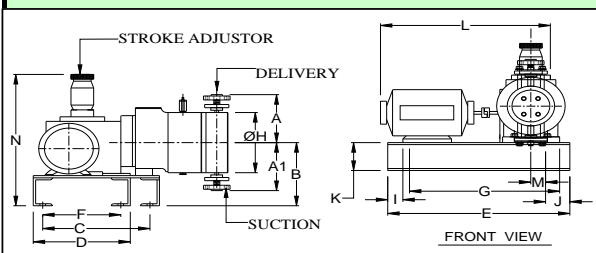
PUMP SPEED - 100 SPM (NOMINAL) GEAR RATIO 15:1 MOTOR 1500 RPM				MODEL	PL. Dia mm	Max. Pr. Kg/cm ²	PUMP SPEED - 185 SPM (NOMINAL) GEAR RATIO 8:1 MOTOR 1500 RPM			
Cap. LPH	Suc. Del. mmNB/BSP	% Of Max. Pr.	Motor k.w				Cap. LPH	Suc. Del. mmNB/BSP	% Of Max. Pr.	Motor k.w
87	15	50	0.75	HD MP 20 S2	32	38	50	0.75	174	15
136	15				40	25			271	25
164	25				44	20			328	25
195	25				48	17			391	25
247	25	50	0.75		54	13	495	25		
326	25				62	10	652	40		
358	25				66	9	739	40		
381	25				68	8	784	40		

MOC CHART

Sr.No.	Description	MOC	Sr.No.	Description	MOC
1	Plunger	EN 8	4	NRV Sealing Ring	PTFE
2	Liquid Head	SS304, SS316, alloy20,P.P.,PVC,PTFE	5	NRV Balls	SS, PTFE, Glass, Ceramic
3	Non Return	SS304, SS316, alloy20,P.P.,PVC,PTFE			

FEATURES

- Multiple head pumps with common drive for mixing two or more liquid in a desired ratio. The ratio can be easily reset.
- The design & Performance of MM Series Pumps conforms to API675.



DIMENSIONS IN MM

A	A1	B	C	D	E	F
190	190	210	460	260	420	220
G	H	I	J	L	M	N
320	Ø200	55	50	480	30	450

WEIGHT (App) : 90 KG.

PACKING SIZE : 24 x 22 x 17 Inches